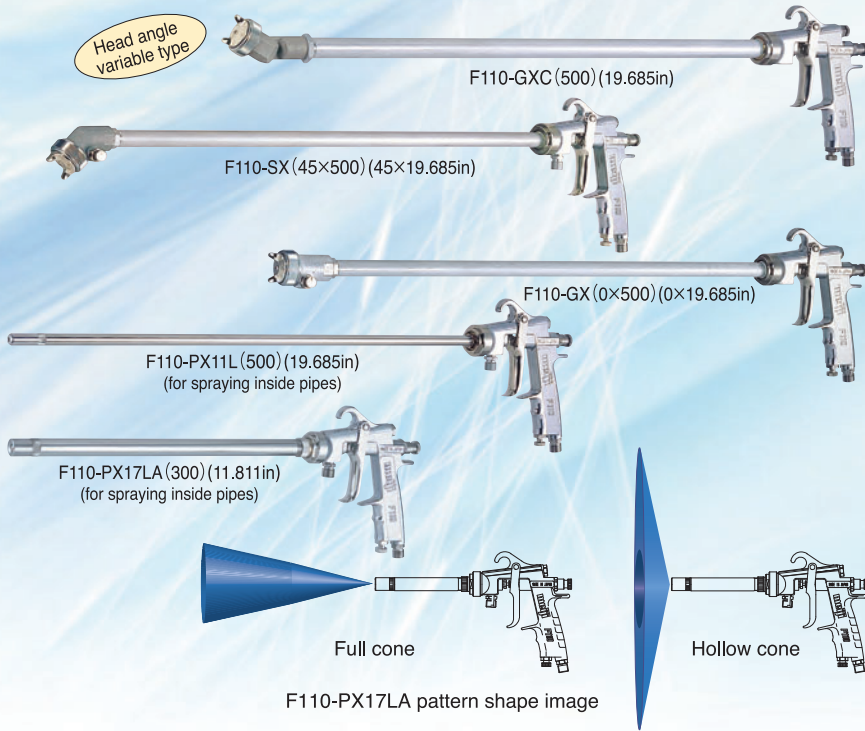


EXTENSION SPRAY GUNS

F110Series



HEAD ANGLE VARIABLE TYPE

The head angle can be adjusted 360° by simply loosening the base nut. Besides in head angle variable type, the head angle can be adjusted from 90° to -90° by loosening the top bolt.



The dual pipe system employing separate pipes for the air and paint enhances compactness and durability.

As the air circuit for spraying is not same as the one for spraying pattern, you can adjust the spraying pattern by hand.

HEAD ANGLE FIXED TYPE

You can choose head angle 0 or 45, and only head angle 45 can be adjusted 360 by simply loosening the base nut.

INSIDE PAINT TYPE

Model **F110-PXL** is equipped with a special nozzle and cap developed for painting the inside surface of pipes, making it ideal for painting the inside of long pipes with a small inner diameter.

Model **F110-PX17LA** can spray both **full cone** and **hollow cone** in adjusting the position of pipe place, and it is suitable for spraying inside of the pipe in less than ϕ 300mm(11.811in).

Model No.	Type	Paint feed system	Nozzle bore mm(in)	Spraying pressure MPa(PSI)	Spraying distance mm (in)	Air consumption L/min(cfm)	Paint spraying volume mL/min	Maximum effective pattern width mm(in)	Required compressor output kW	Head angle and inner dia. into which head can be inserted mm(in)	Pipe length mm(in)	Weight g (lbs)(oz)
F110-PXC10P	Head angle variable type extension spray gun	Pressure	1.0(0.039)	0.25(36)	200(7.874)	160(5.7)	190	210(8.268)	1.5	0°: 40(1.575) 90°: 60(2.362)	500(19.685)	620 (1.37)(21.9)
F110-PXC13P			1.3(0.051)				235	220(8.661)			1,000(39.370)*	
F110-SXC15		Suction	1.5(0.059)				60	110(4.330)	500(19.685)*			
F110-GXC15								Gravity	65		115(4.528)	
F110-PX10P	Extension spray gun	Pressure	1.0(0.039)	0.25(36)	200(7.874)	180(6.4)	245	230(9.055)	1.5	0°: 40(1.575) 45°: 55(2.165)	500(19.685)	555 (1.22)(19.6)
F110-PX13P			1.3(0.051)				310	240(9.449)			1,000(39.370)* 1,500(53.055)* 1,800(76.866)*	
F110-SX15		Suction	1.5(0.059)				120	150(5.906)	500(19.685)			
F110-GX15								Gravity	140		160(6.300)	
F110-PX11L	Pipe inside spraying extension gun	Pressure	1.5(0.059)	0.25(36)	200(7.874)	70(2.5)	120	60(2.362)	0.75	0°: 13(0.512) (straight only)	500(19.685) 1,000(39.370) 1,500(53.055) 1,800(76.866)*	555 (1.22)(19.6)
F110-PX17LA			Full cone Hollow cone					1.3(0.051)			0.3(44)	


- Pipe length with mark* is the maximum length, and it is possible to make the pipe length in 50mm(1.967in) measure within maximum length.
- Use of the longer pipe will result in reducing paint spraying volume.
- Paint viscosity should be 20 seconds for lacquer enamel using a Meiji model V-1 viscosity cup, and the feed pressure for PX models should be 0.08MPa(12PSI).
- Nozzle bore of 0.8mm(0.031in) and 1.5mm(0.059in) for PX(PXC) type is available. Nozzle bore of 1.0mm(0.039in), 1.3mm(0.051in) and 2.0mm(0.079in) for SX(SXC) and GX(GXC) types is available.
- For Model F110-PX17LA; Paint viscosity should be 12 seconds, 20 seconds with mark**, for lacquer enamel using a Meiji model V-1 viscosity cup, and the feed pressure should be 0.08MPa (12PSI), 0.03MPa(4PSI) with mark**.
- Air and paint inlet: G1/4
- Specifications is for spray guns of pipe length 500mm(19.685in).

Remarks

- Head angle cannot be changed when the spray gun is in use, and shall be changed after cleaning the paint circuit with no fluids inside. Due to its design and structure, please avoid changing the angle frequently.
- When the spray gun is in use, please do not loosen the Air cap nut. When changing direction of Air cap, Air cap itself shall be turned without loosening the Air cap nut.
- Fluid viscosity shall be less than 30sec for Pressure type, and less than 20sec in case of Suction and Gravity type by using Meiji V-1 model viscosity cup. Fluids with high viscosity may result in less ejection amount and for PX17LA, spray may not be in hollow cone.

PIECE GUNS, COMPACT SPRAY GUNS

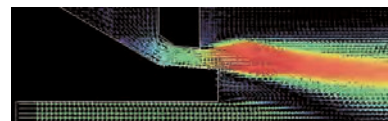
MP/F55Series



F55 series

By improvement of atomizing performance at low pressure, higher performance and further energy saving are achieved.

Optimum air cap and fluid nozzle design enabling both improvement of atomizing and saving energy.



▲ CFD analysis of F55

Model No.	Paint feed system	Nozzle bore mm(in)	Spraying pressure MPa(PSI)	Air consumption L/min(cfm)	Pattern shape	Required compressor output kW	Weight g(lbs)(oz)	Paint cup capacity mL(cc)
MP-2	Gravity	0.2(0.008)	0.15(22)	5(0.2)	Round	0.1~0.2	65(0.14)(2.3)	1
MP-3		0.3(0.012)					95(0.21)(3.4)	7

Model No.	Paint feed system	Nozzle bore mm(in)	Spraying pressure MPa(PSI)	Spraying distance mm(in)	Air consumption L/min(cfm)	Paint spraying volume mL/min	Maximum effective pattern width mm(in)	Pattern shape	Required compressor output kW	Weight g (lbs)(oz)	Paint cup capacity mL(cc)
F55-G05R	Gravity	0.5(0.020)	0.1(15)~	100(3.937)~	19(0.7)~	21~26	~25(0.984)	Round	0.2~0.4	171 (0.38)(6.0)	150 (1G-2 CUP)
F55-G08R		0.8(0.031)	0.3(44)		43(1.5)	46~64	~35(1.378)				
F55-G05		0.5(0.020)	0.1(15)~		43(1.5)~	17~22	~90(3.543)	Flat (triangle)			
F55-G08		0.8(0.031)	0.2(29)		66(2.3)	34~47	~120(4.724)				

- Paint viscosity should be 12 seconds for lacquer enamel using a Meiji model V-1 viscosity cup.
- Air and paint inlet: G1/4